



Welcome!



- Please help yourself to refreshments
- Collect a set of handouts
- Join a table group to collaboratively analyze CNYDAC member survey results
 - Please record observations on accompanying chart paper

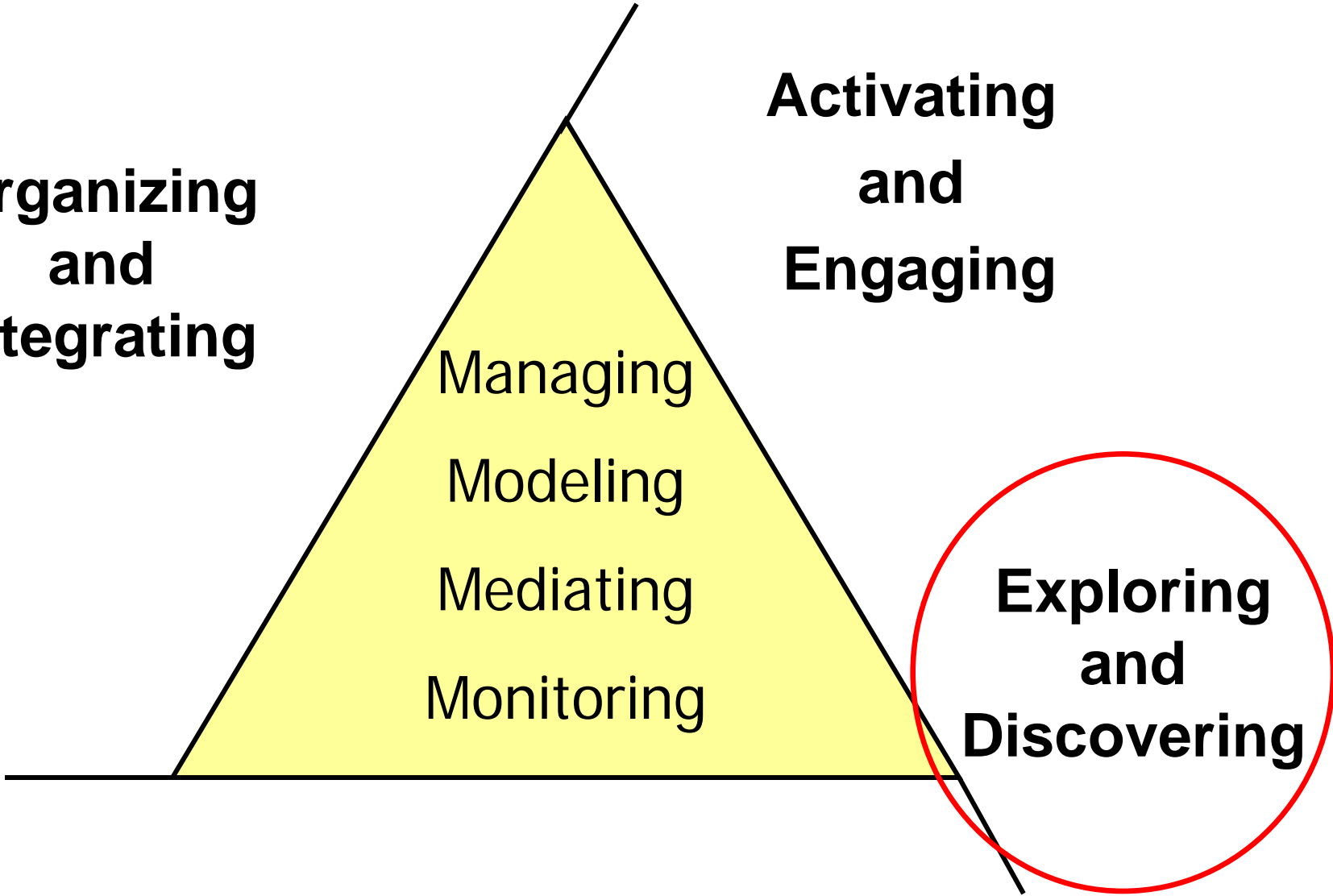
COLLABORATIVE LEARNING CYCLE

**Organizing
and
Integrating**

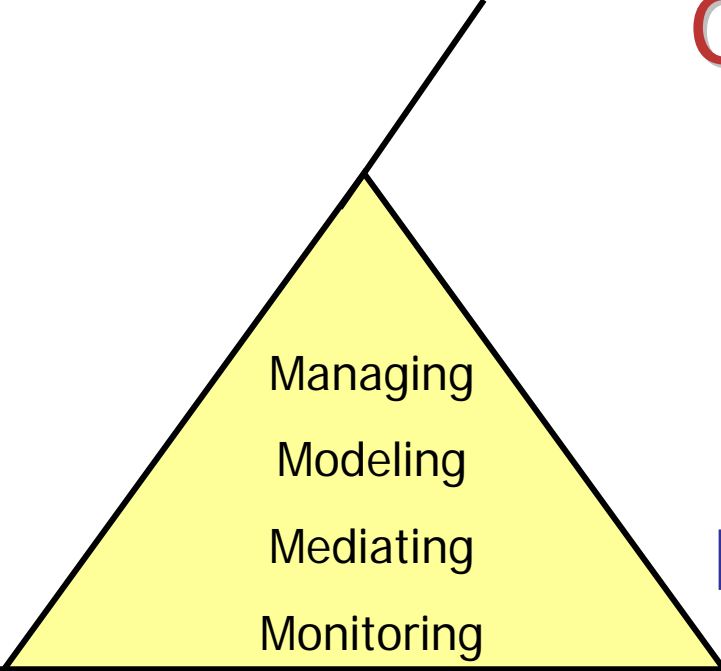
**Activating
and
Engaging**

Managing
Modeling
Mediating
Monitoring

**Exploring
and
Discovering**



COLLABORATIVE LEARNING CYCLE



Managing
Modeling
Mediating
Monitoring

Exploring and Discovering

Analyzing the Data

- What important points seem to “pop-out”?
- What are some emerging patterns or categories?
- What seems to be surprising or unexpected?
- What are some things we have not yet explored?

Today



- ❑ Welcome
- ❑ Survey Data Analysis
- ❑ Formative Assessment
 - Common Understanding
 - In Districts
- ❑ Social Studies 5 Data
- ❑ Reflection & Planning

Assessment Literacy

Formative Assessment

Visual Synectics

Formative Assessment is like . . .



because . .

Common Formative Assessments



- Phoenix Central Schools
- Chris Byrne
 - Director of K-12 Instruction




LINE UP

- Get a Post It Note and write down the name of your favorite restaurant**
- Don't share it! Keep it a secret!**
- Now get up and alphabetize yourselves in a large circle in the room by the name of your restaurant.**
- Count off by 4**
- Remember your number!**

FORMATIVE ASSESSMENT JIGSAW


1. Step 1: Developing Pacing Guides
2. Step 2: Designing Common Assessments
3. Step 3: Conducting Item Analysis
4. Step 4: Engaging in Instructional Conversation



FORMATIVE ASSESSMENT JIGSAW

In your home base groups:


- ALL read the Introduction
- Read ONLY about YOUR Step in the Process
- ALL read final section: "The Fruits of Precision Teaching" on p. 67-68



Expert Groups

Reform into “expert groups”
Based on your number


1. Step 1: Developing Pacing Guides
2. Step 2: Designing Common Assessments
3. Step 3: Conducting Item Analysis
4. Step 4: Engaging in Instructional Conversation



Expert Group Tasks


Expert Groups Tasks:

- generate an explanation of your step
- generate concrete examples of this step in the process
- explain why this step is important in looking at formative assessments collaboratively



Home Base Activity: Jigsaw

In your home base groups, teach your Step to the others in your group.



10 MINUTES TOTAL TIME

FORMATIVE ASSESSMENT JIGSAW

1. Step 1: Developing Pacing Guides
2. Step 2: Designing Common Assessments
3. Step 3: Conducting Item Analysis
4. Step 4: Engaging in Instructional Conversation

