



Committed to our mission

Renaissance® is the leader in pre-K–12 learning analytics—enabling teachers, curriculum creators, and educators to drive phenomenal student growth. Renaissance’s solutions help educators analyze, customize, and plan personalized learning paths for students, allowing time for what matters—creating energizing learning experiences in the classroom.

Leading the industry



National Center on
INTENSIVE INTERVENTION
at American Institutes for Research ■

Center on
RESPONSE to INTERVENTION
at American Institutes for Research ■

Achieve greater
growth with
reliable pre-K–12
assessment data

RENAISSANCE
Star 360®

2018-2019
School-Year
Calendar

Visit or call
www.renaissance.com
877-752-0996



@renlearn



@RenLearnUS



Renaissance Learning

Assessing with fidelity yields reliable results

When and how often you test students and run reports is a school/district decision. Because you'll be using data from Star Assessments® to make important instructional decisions, it's important that the data is an accurate reflection of each student's ability. Fidelity in test administration is key to ensuring reliable results. The checklist below provides best practices for administering Star Assessments.

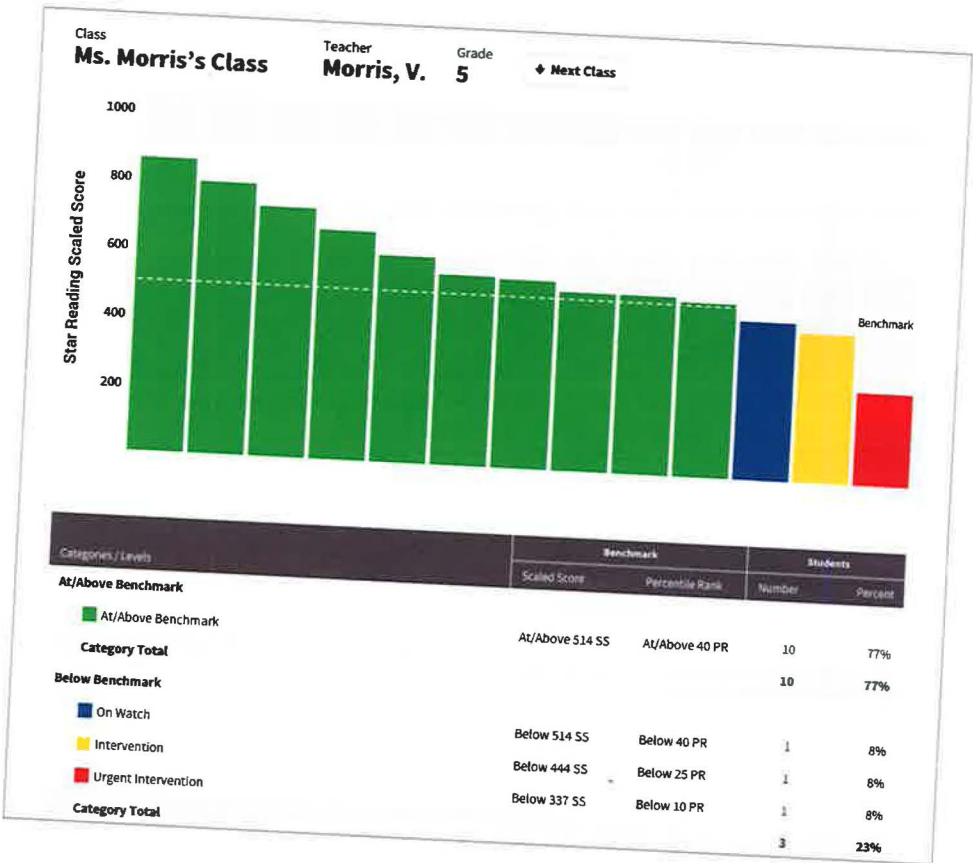


Before Testing	
<input type="checkbox"/>	Schedule the assessment for a time of day when students will be alert and engaged. Don't schedule an assessment right before lunch or recess, or at the end of the day. Allow a full class period, or roughly 45 minutes, for students to log in, listen to the pretest instructions, take the test, and log out.
<input type="checkbox"/>	Plan on testing all students at once. If that isn't possible, test students within a narrow time frame so you can better compare scores. However, when administering Renaissance Star Early Literacy® for the first time, don't take all students to the lab at once. If possible, ask an assistant to take four or five students at a time. Once students are familiar with the procedures, they will be able to test in a larger group.
<input type="checkbox"/>	Arrange for a quiet and secure environment for testing similar to what you would require for a traditional high-stakes test. The best setting is usually a computer lab.
<input type="checkbox"/>	Log in to the test you are administering as a Teacher/Administrator. Print and review the pretest instructions. Print a list of students' user names and passwords, and provide each student with his or her user name and password prior to the testing event. Set monitor passwords and adjust preferences as needed.
<input type="checkbox"/>	Check the equipment (i.e., computers, tablets, headphones) students will use for testing is in proper working order and enable "full screen" mode on browsers to ensure students will see the full item without scrolling.
<input type="checkbox"/>	Talk to students about why they are testing and how the data will be used to improve their learning. Encourage students to put forth their best effort so the test can measure their current skills. You may want to ask students to try to improve their scaled score each time they test to help motivate them to try their best.

During Testing	
<input type="checkbox"/>	Space students so they are not distracted and cannot provide each other with answers.
<input type="checkbox"/>	Make sure students taking Renaissance Star Math® have paper and pencil and know they can use them.
<input type="checkbox"/>	If you are administering both Renaissance Star Reading® and Star Math, give the math test first. If students take Star Reading first, they tend not to use paper and pencil with Star Math.
<input type="checkbox"/>	Follow the pretest instructions. This promotes consistency of administration and matches the norming conditions.
<input type="checkbox"/>	Walk around as students are testing to make sure they stay on task. Do not explain test items or help with answers. Don't allow dictionaries, calculators, or other reference materials, unless they are provided online by the software.
<input type="checkbox"/>	When administering Star Early Literacy, or Star Math with audio support, make sure students are wearing headphones connected to the device assigned to them. Also, make sure students taking Star Early Literacy understand that when audio instructions are first given, they must listen carefully. After the instructions, a chime sounds. Students can then select an answer.

After Testing	
<input type="checkbox"/>	Print and review reports that best align with your testing purposes, or view student data on the Math Dashboard or Reading Dashboard.
<input type="checkbox"/>	If you suspect that a student took a Star Reading or Star Math test without really attending to it, look at the student's Diagnostic Report. It will tell you how much time the student spent on the test and will display a warning if it appears the student rushed through it. This can help you determine whether you need to deactivate a test.
<input type="checkbox"/>	When talking to students about their results, connect performance and progress to effort. By recognizing effort, and not just achievement, you reinforce the positive behaviors that lead to learning and greater growth.

Kick off the school year right with insightful data



Star Screening Report

Whether you are administering Star Early Literacy, Star Reading, or Star Math, use the Star Screening Report in the fall to determine a baseline and then run after each screening period to track student achievement according to state, district, or school benchmarks.

Learn more about how a more effective screening process will help you provide the right support at the right time to meet today's literacy challenges. Visit www.renaissance.com/august

2018 **AUGUST**

RENAISSANCE[®]
(800) 338-4204 | www.renaissance.com

SUNDAY	MONDAY	TUESDAY	WEDNESDAY	THURSDAY	FRIDAY	SATURDAY
			1	2	3	4
5	6	7	8	9	10	11
12	13	14	15	16	17	18
19	20	21	22	23	24	25
26	27	28	29	30	31	

Reach for the stars!

1

Before setting goals, please read this: [Guide to Setting Goals](#)

This goal is for:

Students

All Students in Mr. Patton's 4th Grade

Change Selection

Type of goal:

Reading

Scaled Score

Set goal options:

Read Setting Star's Goals

Choose

Enter a student name for this goal or intervention

Select student activities that apply to this goal

Star Reading Enterprise Tests

Star Reading Progress Monitoring Tests

Star Early Literacy Enterprise Tests

Select a level for goal calculation

Moderate (33.33%)

Moderately Ambitious (44.44%)

Indebted (55.55%)

Goal progress is based on

Latest Test

History

Review goal calculations and adjust as needed

Moderately Ambitious Growth: Based on national data, students achieving a Moderately Ambitious Growth goal will have a level of growth higher than 85% of their academic peers (with peers defined as students in the same grade with a similar score history).

Save Goals

Cancel

Name	Current Latest Scaled Score	Moderately Ambitious Level Goal Calculation	Goal (1-1400)	Graph
Adams, Albert	465	475	475	Graph
Appelhof, Laura	225	275	275	Graph
Anderson, Barb	475	485	485	Graph
Bailey, Barclay	511	545	545	Graph
Barrett, Bella	524	558	558	Graph

Goal Setting

Use the goal-setting tool, included in the software, to easily set reasonable, attainable goals with your students. The step-by-step directions and intuitive user interface give you the data and insight you need to confidently set the right goal.

Read about how one school achieved their goals with Star Math.
Visit www.renaissance.com/september

2018 SEPTEMBER

RENAISSANCE®
(800) 338-4204 | www.renaissance.com

SUNDAY	MONDAY	TUESDAY	WEDNESDAY	THURSDAY	FRIDAY	SATURDAY
						1
2	3	4	5	6	7	8
	LABOR DAY					
9	10	11	12	13	14	15
ROSH HASHANAH BEGINS		PATRIOT DAY ROSH HASHANAH ENDS				
16	17	18	19	20	21	22
		YOM KIPPUR BEGINS	YOM KIPPUR ENDS			FALL EQUINOX
23	24	25	26	27	28	29
30						

Confidently guide instruction

Record Book

Back

Class
Ms. Morris's 5th Grade Class, Tiger Elementary School

Select Students...

Subject
Reading

Benchmark
District Benchmark

Scale
Star Unified Scale

Update

Star Assessments

Manage GroupsPlan Instruction

Student	Star Group	Scaled Score	Test Date	Percentile Rank	Groups	Actions
Addens, Elbert		625	5/26/2017	54	Reading Growth - High +2	Actions
Appelhof, Laura		583	5/26/2017	46	Reading Growth - Low +2	Actions
Arndtson, Barb		554	5/12/2017	41	Reading Growth - Low +2	Actions
Bailey, Barclay		569	5/26/2017	45	Reading Growth - Moderate	Actions
Baldovini, Nicole	A	478	5/12/2017	26	Robins +1	Actions
Barrett, Bella		521	5/12/2017	35	Eagles +1	Actions
Benson, Abigail		218	5/26/2017	1	Reading Growth - High +2	Actions
Clifton, Bob		575	5/12/2017	46	Blue Jays +2	Actions
Farrell, Hope		631	5/26/2017	56	Reading Growth - Moderate	Actions
Filipov, Eva		593	5/26/2017	49	Reading Growth - Low +2	Actions
Flynn, Nick	A	482	5/12/2017	23	Reading Growth - Moderate	Actions
Foss, Edith	A	478	5/26/2017	26	Reading Growth - Low +2	Actions
Hamm					Reading Growth - Low +2	Actions
Ringo					Blue Jays +2	Actions
Wright					Robins +2	Actions

Select Skills to Teach

Choose Your Assignments

Select the Skills You Want to Teach

You Have Selected 2 Skills



Instructional Planning

Create differentiated instructional groups, identify skills your groups are ready to learn, and access instructional resources to help teach those skills—all from the Star Record Book.

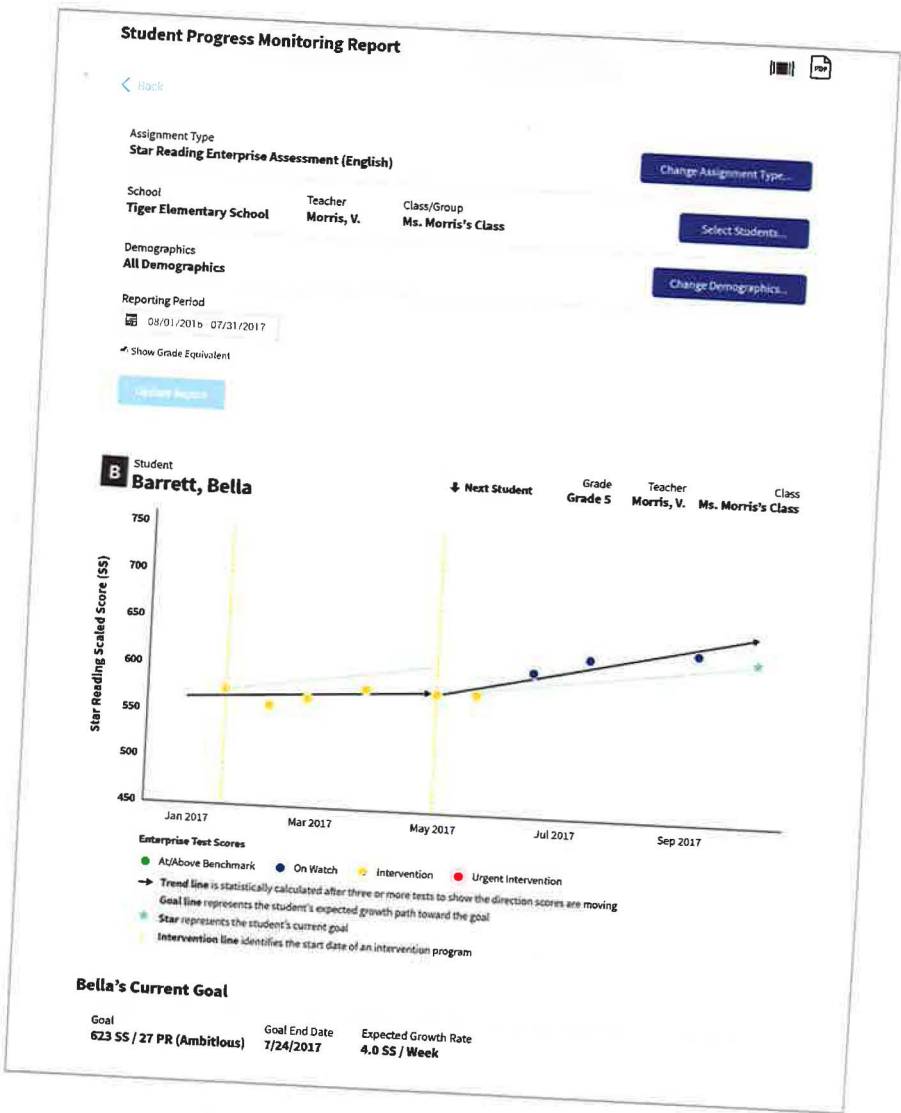
Learn more about how you can balance grade-level instruction with a focus on students' specific learning needs. Visit www.renaissance.com/october

2018 OCTOBER

RENAISSANCE®
(800) 338-4204 | www.renaissance.com

SUNDAY	MONDAY	TUESDAY	WEDNESDAY	THURSDAY	FRIDAY	SATURDAY
	1	2	3	4	5	6
7	8 COLUMBUS DAY	9	10	11	12	13
14	15	16	17	18	19	20
21	22	23	24	25	26	27
28	29	30	31 HALLOWEEN			

Accurately monitor student progress



Progress Monitoring Report

Use Progress Monitoring Reports to track students' progress towards goals and determine if students are responding to the intervention.

Learn more about important insights gleaned from the latest research and observations on RTI. Visit www.renaissance.com/november

2018 NOVEMBER

RENAISSANCE®
(800) 338-4204 | www.renaissance.com

SUNDAY	MONDAY	TUESDAY	WEDNESDAY	THURSDAY	FRIDAY	SATURDAY
				1	2	3
4	5	6	7	8	9	10
DAYLIGHT SAVINGS ENDS						
11	12	13	14	15	16	17
VETERANS DAY						
18	19	20	21	22	23	24
				THANKSGIVING		
25	26	27	28	29	30	

Track students' pathway toward state proficiency



State Performance Report

Track student progress towards proficiency on your state summative assessment with the Star State Performance Report. Generating this report mid-year serves as an early alert system so that teachers and administrators can make instructional adjustments and impact student outcomes.

Read about how one school improved district-level strategies and decision-making using Star Assessment data. Visit www.renaissance.com/december

2018 DECEMBER

RENAISSANCE®

(800) 338-4204 | www.renaissance.com

SUNDAY	MONDAY	TUESDAY	WEDNESDAY	THURSDAY	FRIDAY	SATURDAY
						1
2 HANUKKAH BEGINS	3	4	5	6	7	8
9	10 HANUKKAH ENDS	11	12	13	14	15
16	17	18	19	20	21 WINTER SOLSTICE	22
23	24 CHRISTMAS EVE NEW YEAR'S EVE	25	26	27	28	29
30	31 CHRISTMAS DAY		KWANZAA BEGINS			

Check student understanding



Item Responses

PDF

Back

For all students in Gr5 Class 1 at Tiger Elementary 360 I am viewing recent item responses

Manage Groups

View Skills & Resources

Multiple Choice Question Analysis

Page 1 of 31 (151 items)

Item Title	Number of Uses	Avg % Correct	Answers	Skill	Instructional Resource
Analyze reasons given to support an argument (37250)	4	50%	<div>A 50%</div> <div>B 25%</div> <div>C 25%</div>	Analyze reasons given to support an argument	Renaissance Learning
Analyze reasons given to support an argument (38579)	4	0%	<div>A 25%</div> <div>B 75%</div> <div>C 0%</div>	Analyze reasons given to support an argument	Renaissance Learning
Analyze reasons given to support an argument (41406)	4	100%	<div>A 100%</div> <div>B 0%</div> <div>C 0%</div>	Analyze reasons given to support an argument	Renaissance Learning
Analyze reasons given to support an argument (41444)	4	100%	<div>A 0%</div> <div>B 100%</div> <div>C 0%</div>	Analyze reasons given to support an argument	Renaissance Learning
Analyze reasons given to support an argument (41445)	4	0%	<div>A 0%</div> <div>B 100%</div> <div>C 0%</div>	Analyze reasons given to support an argument	Renaissance Learning

Page 1 of 1 (4 items)

Constructed Response Question Analysis

Page 1 of 1 (4 items)

Title	Number of Uses	Points	Skill	Instructional Resource
Analyze reasons given to support an argument (9124942)	4	<div>0 100%</div> <div>1 0%</div>	Analyze reasons given to support an argument	
Analyze reasons given to support an argument (9432399)	4	<div>0 100%</div> <div>1 0%</div>	Analyze reasons given to support an argument	

Item Response Dashboard

Renaissance Star Custom®, along with Star Early Literacy, Star Reading, and Star Math, further measures students' understanding of specific skill areas. Use Star Custom's Item Response Dashboard to see the answers that students chose for each item and the percentage of students who chose each answer.

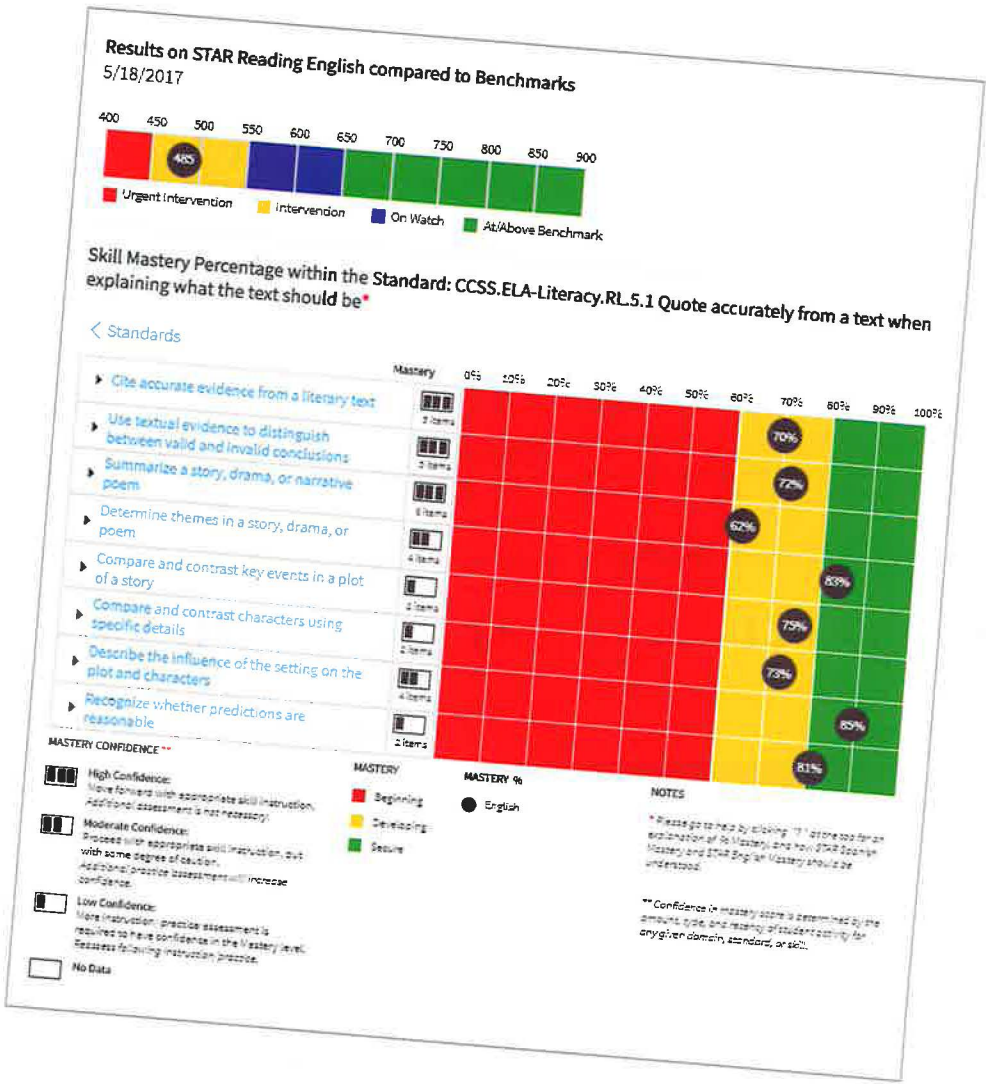
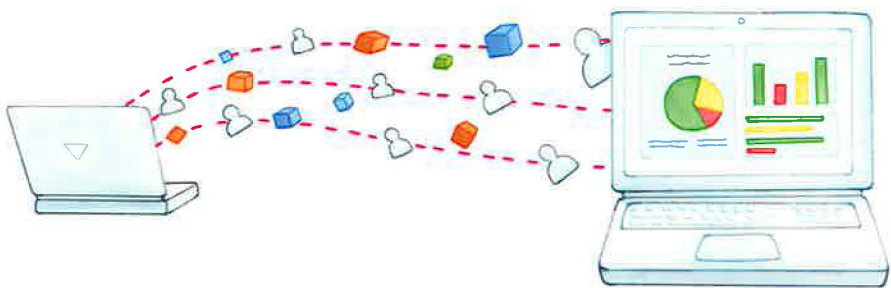
Read about how one school is steadily improving proficiency levels across the district. Visit www.renaissance.com/january

2019 JANUARY

RENAISSANCE®
(800) 338-4204 | www.renaissance.com

SUNDAY	MONDAY	TUESDAY	WEDNESDAY	THURSDAY	FRIDAY	SATURDAY
		1 NEW YEAR'S DAY KWANZAA ENDS	2	3	4	5
6	7	8	9	10	11	12
13	14	15	16	17	18	19
20	21 MARTIN LUTHER KING JR DAY	22	23	24	25	26
27	28	29	30	31		

Determine mastery of state standards



Mastery Dashboards

Monitor students' mastery towards grade-level state-specific standards with Renaissance Mastery Dashboards. View domain- and standards-level mastery with Star Early Literacy, Star Reading, and Star Math. Drill down to skills and subskills with Star Custom.

Watch this webinar to learn practical ideas for implementing a mastery approach in your school. Visit www.renaissance.com/february

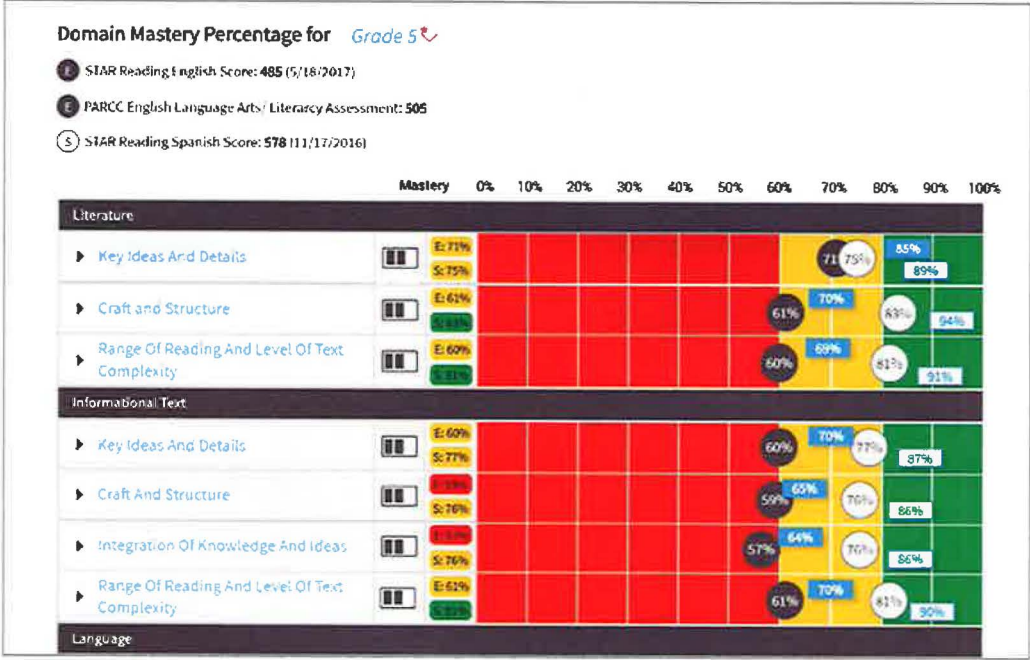
2019 **FEBRUARY**

RENAISSANCE®

(800) 338-4204 | www.renaissance.com

SUNDAY	MONDAY	TUESDAY	WEDNESDAY	THURSDAY	FRIDAY	SATURDAY
					1	2 GROUNDHOG DAY
3	4	5 CHINESE NEW YEAR	6	7	8	9
10	11	12	13	14 VALENTINE'S DAY	15	16
17	18 PRESIDENT'S DAY	19	20	21	22	23
24	25	26	27	28		

Understand the needs of Spanish-speaking English Language Learners



Star Mastery Dashboards: Side-by-side comparison of English and Spanish scores

Side-by-side comparison of English and Spanish scores for early literacy, reading, and math helps you determine if there are gaps between what your Spanish-speaking English Language Learners know in Spanish and what they can demonstrate in English.


Watch this webinar to learn how to use assessment data to tailor instruction to students' specific needs, building a strong foundation for future success. Visit www.renaissance.com/march

2019 MARCH

RENAISSANCE®
(800) 338-4204 | www.renaissance.com

SUNDAY	MONDAY	TUESDAY	WEDNESDAY	THURSDAY	FRIDAY	SATURDAY
					1	2
3	4	5	6	7	8	9
		MARDI GRAS	ASH WEDNESDAY			
10	11	12	13	14	15	16
DAYLIGHT SAVINGS BEGINS						
17	18	19	20	21	22	23
ST. PATRICK'S DAY			SPRING EQUINOX			
24	25	26	27	28	29	30
31						

Effectively chart student growth



Class

Teacher

Grade

Ms. Morris's Class Morris, V.

5

◆ Next Class

Student	SGP	Test Date	SS	GE	PR	NCE	IRL	EDRP
Addens, Elbert	73	01/11/2017	497	4.6	36	46.8	4.1	---
		06/17/2017	625	5.8	54	55.3	5.1	---
		Change	+128	+1.2	+18	+8.5	+1.0	---
Appelhof, Laura	83	01/11/2017	465	4.2	29	42.5	3.9	---
		06/17/2017	583	5.5	46	51.1	4.8	---
		Change	+118	+1.3	+17	+8.6	+0.9	---
Baldovini, Nicole	12	01/11/2017	533	5.0	44	51.1	4.4	---
		06/17/2017	478	4.4	26	39.6	4.0	---
		Change	-55	-0.6	-18	-11.5	-0.4	---
Barrett, Bella	55	01/11/2017	441	3.8	24	39.0	3.7	---
		06/03/2017	521	4.8	35	44.7	4.3	---
		Change	+80	+1.0	+11	+5.7	+0.6	---
Clifton, Bob	13	01/13/2017*	663	6.2	69	63.5	5.5	---
		06/09/2017*	575	5.4	46	50.5	4.7	---
		Change	-88	-0.8	-23	-13.0	-0.8	---

* This student was given additional time to complete the test.
 To learn more about SGP (Student Growth Percentile) [click here](#).

Class Summary (5 of 17 Students)

Median SGP	Test Date	Avg. SS	Avg. GE	Avg. PR	Avg. NCE	Avg. IRL	Avg. EDRP
55	Pretest Average	494	4.5	39	44.1	3.9	---
	Posttest Average	563	5.1	43	46.3	4.4	---
	Change	+69	+0.6	+4	+2.2	+0.5	---

Growth Report

Measure student growth from one testing event to another using Scaled Score (SS) and Percentile Rank (PR), and determine if that growth was below, above, or on par with grade-level expectations, using the Student Growth Percentiles (SGPs).


Learn more about how Student Growth Percentile (SGP) provides greater insight into how well a student is performing. Visit www.renaissance.com/april

2019APRIL

RENAISSANCE®
(800) 338-4204 | www.renaissance.com

SUNDAY	MONDAY	TUESDAY	WEDNESDAY	THURSDAY	FRIDAY	SATURDAY
	1	2	3	4	5	6
	APRIL FOOL'S DAY					
7	8	9	10	11	12	13
14	15	16	17	18	19	20
PALM SUNDAY					GOOD FRIDAY PASSOVER BEGINS	
21	22	23	24	25	26	27
EASTER						PASSOVER ENDS
28	29	30				

Gain deeper insight with longitudinal data



Reading and Math Overview Dashboards

Assessment and practice data in reading and math provide a wealth of information all in one place. View student achievement toward state, district, or school benchmarks, and track growth within the school year or across multiple school years to help determine if students are on the right path.

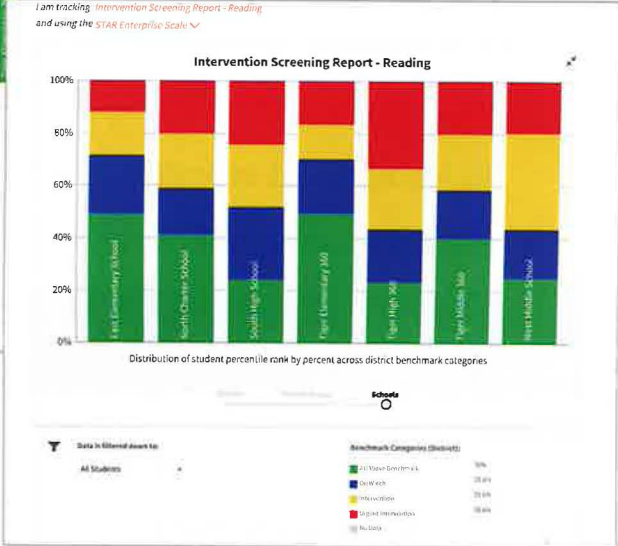
Read about how one school used Star Assessments and saw dramatic gains in student achievement. Visit www.renaissance.com/may

2019MAY

RENAISSANCE®
(800) 338-4204 | www.renaissance.com

SUNDAY	MONDAY	TUESDAY	WEDNESDAY	THURSDAY	FRIDAY	SATURDAY
			1	2	3	4
5 CINCO DE MAYO RAMADAN BEGINS	6	7 TEACHER APPRECIATION DAY	8	9	10	11
12 MOTHER'S DAY	13	14	15	16	17	18
19	20	21	22	23	24	25
26	27 MEMORIAL DAY	28	29	30	31	

Review student, class, and district performance



Star District Dashboards

The Star District Dashboard gives district administrators the ability to benchmark and compare school performance and progress, evaluate school performance to judge progress against state and district expectations, diagnose the root causes of comparatively slow growth at the school level, and enable data-driven decisions that lead to action.

Read about how one district used Star Assessments' actionable data to improve learning outcomes. Visit www.renaissance.com/june

2019 JUNE

RENAISSANCE[®]
(800) 338-4204 | www.renaissance.com

SUNDAY	MONDAY	TUESDAY	WEDNESDAY	THURSDAY	FRIDAY	SATURDAY
						1
2	3	4	5	6	7	8
		RAMADAN ENDS				
9	10	11	12	13	14	15
					FLAG DAY	
16	17	18	19	20	21	22
FATHER'S DAY					SUMMER SOLSTICE	
23	24	25	26	27	28	29
30						

You did it! Enjoy your summer!



2019 **JULY**

RENAISSANCE[®]
(800) 338-4204 | www.renaissance.com

SUNDAY	MONDAY	TUESDAY	WEDNESDAY	THURSDAY	FRIDAY	SATURDAY
	1	2	3	4 INDEPENDENCE DAY	5	6
7	8	9	10	11	12	13
14	15	16	17	18	19	20
21	22	23	24	25	26	27
28	29	30	31			